





Løvsprett 10.juni 2019

Resultater: <https://eventor.orientering.no/Events/ResultList?eventId=8987&groupBy=EventClass>

H45, H50 og H55 hadde samme løypa.

| Start Om WinSplits Online Last opp strekktider WinSplits Pro  orientering.se | | | | | | | | | | | | | | | | |
|--|---|--------------|--------|----------------------|----------------------|----------------------|----------------------|---------------------|---------------------|---------------------|---------------------|---------------------|----------------------|------------------------|------------------------|------------------------|
| Løvsprett, Hamar OK / Løten o-lag [10.06.2019] >> H 45- (6740 m) >> Bonusmateriale    Hjelp | | | | | | | | | | | | | | | | |
| Pl | Navn Klubb | Sluttid | Diff | str tot S-1 (128) | str tot 1-2 (133) | str tot 2-3 (140) | str tot 3-4 (148) | str tot 4-5 (88) | str tot 5-6 (87) | str tot 6-7 (84) | str tot 7-8 (79) | str tot 8-9 (82) | str tot 9-10 (49) | str tot 10-11 (123) | str tot 11-12 (150) | str tot 12-13 (175) |
| 1 | Espen Danevad Fredrikstad SK | 56.58 | +0.00 | 2.28 (1) | 1.00 (1) | 9.50 (1) | 4.32 (16) | 14.26 (1) | 2.14 (1) | 5.09 (1) | 5.01 (1) | 2.40 (1) | 4.53 (1) | 3.16 (1) | 1.06 (2) | 0.23 (8) |
| 2 | Anders Sollie OL Toten-Troll | 1:01.07 | +4.09 | 2.28 (1) | 3.28 (1) | 13.18 (1) | 17.50 (3) | 32.16 (1) | 34.30 (1) | 39.39 (1) | 44.40 (1) | 47.20 (1) | 52.13 (1) | 55.29 (1) | 56.35 (1) | 56.58 (1) |
| 3 | Øyvind Lien Gjø-Vard OL | 1:05.29 | +8.31 | 2.42 (2) | 1.06 (3) | 11.30 (4) | 2.02 (2) | 15.41 (2) | 2.38 (4) | 5.51 (3) | 5.54 (5) | 3.10 (4) | 5.17 (2) | 3.49 (3) | 1.05 (1) | 0.22 (7) |
| 4 | Asgeir Lium Fet OL | 1:06.15 | +9.17 | 2.42 (2) | 3.48 (2) | 15.18 (3) | 17.20 (1) | 33.01 (2) | 35.39 (2) | 41.30 (2) | 47.24 (2) | 50.34 (2) | 55.51 (2) | 59.40 (2) | 1:00.45 (2) | 1:01.07 (2) |
| 5 | Johs Hjelmsstad Bækkelagets SK | 1:06.28 | +9.30 | 2.49 (3) | 1.15 (8) | 13.20 (9) | 3.07 (12) | 16.31 (4) | 2.32 (2) | 5.59 (5) | 5.28 (2) | 3.14 (5) | 5.46 (4) | 3.57 (4) | 1.11 (4) | 0.20 (4) |
| 6 | Erik Paulsrud IL Koll | 1:08.53 | +11.55 | 2.49 (3) | 4.04 (3) | 17.24 (6) | 20.31 (9) | 37.02 (8) | 39.34 (6) | 45.33 (4) | 51.01 (4) | 54.15 (4) | 1:00.01 (4) | 1:03.58 (4) | 1:05.09 (3) | 1:05.29 (3) |
| 7 | Kyrre Gran Fet OL | 1:12.30 | +15.32 | 3.07 (5) | 1.11 (6) | 11.49 (5) | 2.08 (4) | 16.34 (5) | 2.46 (6) | 5.47 (2) | 5.43 (4) | 3.22 (6) | 6.41 (8) | 4.42 (9) | 1.59 (14) | 0.26 (10) |
| 8 | Morten Mosland Oppsal Orientering | 1:15.27 | +18.29 | 3.07 (5) | 4.18 (5) | 16.07 (4) | 18.15 (4) | 34.49 (3) | 37.35 (3) | 43.22 (3) | 49.05 (3) | 52.27 (3) | 59.08 (3) | 1:03.50 (3) | 1:05.49 (4) | 1:06.15 (4) |
| 9 | Håvard Kvamme OL Toten-Troll | 1:16.20 | +19.22 | 3.16 (7) | 1.10 (4) | 13.16 (8) | 1.54 (1) | 17.13 (6) | 2.58 (9) | 6.36 (6) | 5.38 (3) | 3.00 (3) | 6.03 (6) | 3.59 (5) | 1.06 (2) | 0.19 (3) |
| 10 | Jan Jacob Verdenius Vingelen IL | 1:18.19 | +21.21 | 3.16 (7) | 4.26 (6) | 17.42 (8) | 19.36 (6) | 36.49 (6) | 39.47 (8) | 46.23 (7) | 52.01 (5) | 55.01 (5) | 1:01.04 (5) | 1:05.03 (5) | 1:06.09 (5) | 1:06.28 (5) |
| 11 | Tormod Kleppa Lillehammer OK | 1:35.50 | +38.52 | 3.06 (4) | 1.10 (4) | 11.01 (2) | 2.06 (3) | 17.55 (8) | 2.38 (4) | 9.31 (10) | 6.17 (6) | 2.57 (2) | 6.23 (7) | 4.01 (6) | 1.22 (6) | 0.26 (10) |
| 12 | Dag Arne Lier Indre Østfold OK | 1:43.53 | +46.55 | 3.06 (4) | 4.16 (4) | 15.17 (2) | 17.23 (2) | 35.18 (4) | 37.56 (4) | 47.27 (8) | 53.44 (7) | 56.41 (6) | 1:03.04 (6) | 1:07.05 (6) | 1:08.27 (6) | 1:08.53 (6) |
| 13 | Even Ertlen Gjø-Vard OL | 1:46.51 | +49.53 | 3.07 (5) | 1.19 (10) | 11.50 (6) | 2.10 (5) | 17.16 (7) | 2.50 (7) | 7.16 (7) | 6.41 (7) | 7.13 (13) | 5.59 (5) | 5.04 (10) | 1.27 (9) | 0.18 (2) |
| 14 | Claes-Tommy Herland Indre Østfold OK | 1:46.58 | +50.00 | 3.07 (5) | 4.26 (6) | 16.16 (5) | 18.26 (5) | 35.42 (5) | 38.32 (5) | 45.48 (6) | 52.29 (6) | 59.42 (7) | 1:05.41 (7) | 1:10.45 (7) | 1:12.12 (7) | 1:12.30 (7) |
| | Olle Malmring Freidig | disket | | 5.39 (16) | 1.00 (1) | 11.22 (3) | 2.21 (7) | 16.28 (3) | 2.53 (8) | 5.53 (4) | 8.23 (11) | 10.39 (14) | 5.19 (3) | 3.45 (2) | 1.20 (5) | 0.25 (9) |
| | Trond Retteraasen Indre Østfold OK | disket | | 5.39 (16) | 6.39 (15) | 18.01 (9) | 20.22 (8) | 36.50 (7) | 39.43 (7) | 45.36 (5) | 53.59 (8) | 1:04.38 (10) | 1:09.57 (8) | 1:13.42 (8) | 1:15.02 (8) | 1:15.27 (8) |
| | Per Olav Andersen Vang OL | ikke startet | | 3.22 (9) | 1.12 (7) | 13.51 (11) | 2.27 (9) | 20.01 (9) | 3.00 (11) | 8.00 (8) | 7.19 (10) | 3.44 (8) | 7.11 (9) | 4.29 (7) | 1.24 (7) | 0.20 (4) |
| | Espen Bergstrøm Halden SK | ikke startet | | 3.22 (9) | 4.34 (8) | 18.25 (11) | 20.52 (10) | 40.53 (9) | 43.53 (9) | 51.53 (9) | 59.12 (9) | 1:02.56 (8) | 1:10.07 (9) | 1:14.36 (9) | 1:16.00 (9) | 1:16.20 (9) |
| | Kurt Ove Melbye Verdal OK | ikke startet | | 3.26 (10) | 1.29 (13) | 13.28 (10) | 3.32 (13) | 20.02 (10) | 2.37 (3) | 8.02 (9) | 6.59 (8) | 3.43 (7) | 8.13 (11) | 4.33 (8) | 1.47 (12) | 0.28 (12) |
| | | | | 3.26 (10) | 4.55 (11) | 18.23 (10) | 21.55 (11) | 41.57 (10) | 44.34 (10) | 52.36 (10) | 59.35 (10) | 1:03.18 (9) | 1:11.31 (10) | 1:16.04 (10) | 1:17.51 (10) | 1:18.19 (10) |
| | | | | 4.21 (15) | 1.51 (15) | 15.12 (12) | 3.00 (11) | 27.00 (13) | 4.01 (14) | 10.57 (11) | 8.56 (13) | 5.07 (10) | 8.36 (12) | 5.06 (11) | 1.26 (8) | 0.17 (1) |
| | | | | 4.21 (15) | 6.12 (14) | 21.24 (12) | 24.24 (12) | 51.24 (13) | 55.25 (13) | 1:06.22 (12) | 1:15.18 (13) | 1:20.25 (12) | 1:29.01 (12) | 1:34.07 (11) | 1:35.33 (11) | 1:35.50 (11) |
| | | | | 3.17 (8) | 1.28 (11) | 12.39 (7) | 2.34 (10) | 26.21 (12) | 2.59 (10) | 14.05 (14) | 8.28 (12) | 14.11 (15) | 9.56 (13) | 5.43 (12) | 1.41 (11) | 0.31 (14) |
| | | | | 3.17 (8) | 4.45 (9) | 17.24 (6) | 19.58 (7) | 46.19 (11) | 49.18 (11) | 1:03.23 (11) | 1:11.51 (11) | 1:26.02 (13) | 1:35.58 (13) | 1:41.41 (12) | 1:43.22 (12) | 1:43.53 (12) |
| | | | | 4.17 (13) | 1.42 (14) | 17.16 (13) | 3.34 (14) | 28.16 (14) | 3.10 (12) | 12.28 (13) | 10.17 (14) | 5.55 (11) | 11.32 (15) | 6.37 (13) | 1.27 (9) | 0.20 (4) |
| | | | | 4.17 (13) | 5.59 (13) | 23.15 (13) | 26.49 (13) | 55.05 (14) | 58.15 (14) | 1:10.43 (14) | 1:21.00 (14) | 1:26.55 (14) | 1:38.27 (14) | 1:45.04 (14) | 1:46.31 (14) | 1:46.51 (13) |
| | | | | 3.31 (11) | 1.18 (9) | 21.27 (14) | 2.10 (5) | 22.56 (11) | 3.51 (13) | 11.24 (12) | 7.14 (9) | 4.42 (9) | 7.18 (10) | 17.31 (15) | 3.00 (15) | 0.36 (15) |
| | | | | 3.31 (11) | 4.49 (10) | 26.16 (14) | 28.26 (14) | 51.22 (12) | 55.13 (12) | 1:06.37 (13) | 1:13.51 (12) | 1:18.33 (11) | 1:25.51 (11) | 1:43.22 (13) | 1:46.22 (13) | 1:46.58 (14) |
| | | | | 3.36 (12) | 1.28 (11) | 23.42 (15) | 2.26 (8) | | | | | | | | | |
| | | | | 3.36 (12) | 5.04 (12) | 28.46 (15) | 31.12 (15) | | | | | | | | | |
| | | | | 4.17 (13) | 4.24 (16) | 26.55 (16) | 4.09 (15) | | | | | 6.12 (12) | 11.12 (14) | 7.16 (14) | 1.47 (12) | 0.28 (12) |
| | | | | 4.17 (13) | 8.41 (16) | 35.36 (16) | 39.45 (16) | | | | 1:18.48 | 1:25.00 | 1:36.12 | 1:43.28 | 1:45.15 | 1:45.43 |

| Pl | Navn Klubb | Sluttid | Diff | str tot S-1 (128) | str tot 1-2 (133) | str tot 2-3 (140) | str tot 3-4 (148) | str tot 4-5 (88) | str tot 5-6 (87) | str tot 6-7 (84) | str tot 7-8 (79) | str tot 8-9 (82) | str tot 9-10 (49) | str tot 10-11 (123) | str tot 11-12 (150) | str tot 12-13 (175) |
|----|-----------------------------------|--------------|----------|-------------------|-------------------|-------------------|-------------------|------------------|------------------|------------------|------------------|------------------|-------------------|---------------------|---------------------|---------------------|
| 1 | Ole Kjell Langmyren Lillomarka OL | 56.31 | +0.00 | 2.38 (2) | 1.02 (1) | 10.08 (1) | 1.56 (1) | 14.28 (1) | 2.19 (2) | 6.02 (4) | 5.18 (1) | 2.45 (1) | 5.01 (1) | 3.28 (1) | 1.06 (1) | 0.20 (2) |
| 2 | Bjørn Solbergseter Austmarka IL | 1:04.50 | +8.19 | 2.38 (2) | 3.40 (2) | 13.48 (1) | 15.44 (1) | 30.12 (1) | 32.31 (1) | 38.33 (1) | 43.51 (1) | 46.36 (1) | 51.37 (1) | 55.05 (1) | 56.11 (1) | 56.31 (1) |
| 3 | Knut Edvard Helland Østmarka OK | 1:05.13 | +8.42 | 3.17 (5) | 4.40 (5) | 15.37 (2) | 17.41 (2) | 34.04 (2) | 36.16 (2) | 42.54 (2) | 49.25 (2) | 52.56 (2) | 59.10 (3) | 1:03.24 (3) | 1:04.31 (2) | 1:04.50 (2) |
| 4 | Per-Jacob Ølstad Fet OL | 1:07.12 | +10.41 | 3.14 (3) | 1.13 (3) | 12.01 (3) | 2.29 (4) | 16.08 (2) | 2.40 (4) | 5.57 (3) | 6.21 (4) | 3.04 (2) | 5.57 (3) | 4.09 (4) | 1.37 (9) | 0.23 (4) |
| 5 | Bo Engdahl IL Koll | 1:07.14 | +10.43 | 3.14 (3) | 4.27 (3) | 16.28 (3) | 18.57 (3) | 35.05 (3) | 37.45 (3) | 43.42 (3) | 50.03 (3) | 53.07 (3) | 59.04 (2) | 1:03.13 (2) | 1:04.50 (3) | 1:05.13 (3) |
| 6 | Onno Verberne OL Toten-Troll | 1:13.24 | +16.53 | 3.15 (4) | 1.17 (6) | 12.13 (4) | 2.34 (6) | 17.32 (5) | 2.45 (5) | 5.45 (2) | 6.26 (5) | 3.14 (3) | 6.06 (4) | 4.06 (3) | 1.36 (8) | 0.23 (4) |
| 7 | Øystein Kildahl Østmarka OK | 1:16.41 | +20.10 | 3.15 (4) | 4.32 (4) | 16.45 (4) | 19.19 (4) | 36.51 (4) | 39.36 (4) | 45.21 (4) | 51.47 (4) | 55.01 (4) | 1:01.07 (4) | 1:05.13 (4) | 1:06.49 (5) | 1:07.12 (4) |
| 8 | Rune Teigland Østmarka OK | 1:18.35 | +22.04 | 2.27 (1) | 1.10 (2) | 15.14 (10) | 3.05 (11) | 17.22 (4) | 2.28 (3) | 5.38 (1) | 5.52 (2) | 3.16 (4) | 5.27 (2) | 3.35 (2) | 1.14 (4) | 0.26 (11) |
| 9 | Nils Harald Staff OL Toten-Troll | 1:21.26 | +24.55 | 2.27 (1) | 3.37 (1) | 18.51 (7) | 21.56 (8) | 39.18 (5) | 41.46 (5) | 47.24 (5) | 53.16 (5) | 56.32 (5) | 1:01.59 (5) | 1:05.34 (5) | 1:06.48 (4) | 1:07.14 (5) |
| 10 | Stein Arne Negård Vang OL | 1:24.47 | +28.16 | 3.37 (7) | 1.15 (4) | 12.41 (5) | 2.40 (8) | 20.24 (8) | 3.21 (11) | 6.07 (5) | 6.16 (3) | 3.59 (6) | 6.27 (7) | 4.36 (9) | 1.38 (10) | 0.23 (4) |
| 11 | Terje Næss Fossum IF | 1:34.16 | +37.45 | 3.37 (7) | 4.52 (6) | 17.33 (5) | 20.13 (6) | 40.37 (6) | 43.58 (6) | 50.05 (6) | 56.21 (6) | 1:00.20 (6) | 1:06.47 (6) | 1:11.23 (6) | 1:13.01 (6) | 1:13.24 (6) |
| 12 | Anders Bergset IL Vetten | 1:35.23 | +38.52 | 3.25 (6) | 1.48 (13) | 14.41 (9) | 2.38 (7) | 19.35 (7) | 3.15 (9) | 7.12 (9) | 6.52 (7) | 4.28 (9) | 6.38 (8) | 4.17 (6) | 1.29 (7) | 0.23 (4) |
| 13 | John Ytternes Kolbotn og Skimt OL | 1:48.47 | +52.16 | 3.25 (6) | 5.13 (10) | 19.54 (9) | 22.32 (9) | 42.07 (7) | 45.22 (8) | 52.34 (7) | 59.26 (7) | 1:03.54 (7) | 1:10.32 (7) | 1:14.49 (7) | 1:16.18 (7) | 1:16.41 (7) |
| 14 | Øystein Melby Vang OL | 1:58.12 | +1:01.41 | 3.46 (10) | 1.24 (9) | 13.54 (7) | 2.32 (5) | 20.38 (9) | 2.46 (6) | 7.49 (11) | 7.02 (8) | 4.20 (8) | 7.05 (10) | 5.05 (11) | 1.44 (12) | 0.30 (13) |
| | Ivar Bergset IL Vetten | disket | | 3.46 (10) | 5.10 (9) | 19.04 (8) | 21.36 (7) | 42.14 (8) | 45.00 (7) | 52.49 (8) | 59.51 (8) | 1:04.11 (8) | 1:11.16 (8) | 1:16.21 (8) | 1:18.05 (8) | 1:18.35 (8) |
| | Stein Markhus Verdal OK | ikke startet | | 3.43 (8) | 1.15 (4) | 12.46 (6) | 2.12 (3) | 23.19 (10) | 2.51 (7) | 6.47 (7) | 11.23 (14) | 4.35 (10) | 6.23 (6) | 4.30 (7) | 1.19 (5) | 0.23 (4) |
| | Geir Paulsen OL Trollelg | ikke startet | | 3.43 (8) | 4.58 (7) | 17.44 (6) | 19.56 (5) | 43.15 (9) | 46.06 (9) | 52.53 (9) | 1:04.16 (9) | 1:08.51 (9) | 1:15.14 (9) | 1:19.44 (9) | 1:21.03 (9) | 1:21.26 (9) |
| | | | | 3.46 (10) | 1.37 (10) | 14.35 (8) | 3.06 (12) | 23.20 (11) | 3.32 (12) | 6.52 (8) | 9.22 (12) | 4.02 (7) | 7.38 (11) | 4.54 (10) | 1.38 (10) | 0.25 (10) |
| | | | | 3.46 (10) | 5.23 (11) | 19.58 (10) | 23.04 (10) | 46.24 (11) | 49.56 (11) | 56.48 (10) | 1:06.10 (10) | 1:10.12 (10) | 1:17.50 (10) | 1:22.44 (10) | 1:24.22 (10) | 1:24.47 (10) |
| | | | | 3.48 (12) | 1.47 (12) | 16.55 (11) | 3.00 (10) | 24.00 (12) | 3.36 (13) | 9.31 (12) | 9.22 (12) | 4.47 (11) | 8.35 (12) | 6.25 (12) | 1.58 (14) | 0.32 (14) |
| | | | | 3.48 (12) | 5.35 (12) | 22.30 (11) | 25.30 (11) | 49.30 (12) | 53.06 (12) | 1:02.37 (11) | 1:11.59 (11) | 1:16.46 (11) | 1:25.21 (11) | 1:31.46 (11) | 1:33.44 (11) | 1:34.16 (11) |
| | | | | 3.44 (9) | 1.21 (7) | 17.46 (12) | 2.40 (8) | 18.55 (6) | 3.15 (9) | 21.21 (14) | 7.54 (9) | 5.16 (12) | 7.04 (9) | 4.35 (8) | 1.12 (3) | 0.20 (2) |
| | | | | 3.44 (9) | 5.05 (8) | 22.51 (12) | 25.31 (12) | 44.26 (10) | 47.41 (10) | 1:09.02 (12) | 1:16.56 (12) | 1:22.12 (12) | 1:29.16 (12) | 1:33.51 (12) | 1:35.03 (12) | 1:35.23 (12) |
| | | | | 4.35 (13) | 2.07 (15) | 23.48 (14) | 4.07 (14) | 28.27 (13) | 3.05 (8) | 7.39 (10) | 8.20 (10) | 6.14 (14) | 8.44 (13) | 9.52 (14) | 1.26 (6) | 0.23 (4) |
| | | | | 4.35 (13) | 6.42 (13) | 30.30 (14) | 34.37 (14) | 1:03.04 (13) | 1:06.09 (13) | 1:13.48 (13) | 1:22.08 (13) | 1:28.22 (13) | 1:37.06 (13) | 1:46.58 (13) | 1:48.24 (13) | 1:48.47 (13) |
| | | | | 4.54 (14) | 1.52 (14) | 22.39 (13) | 3.30 (13) | 31.25 (14) | 4.54 (14) | 15.14 (13) | 8.57 (11) | 5.22 (13) | 9.52 (14) | 7.07 (13) | 1.57 (13) | 0.29 (12) |
| | | | | 4.54 (14) | 6.46 (14) | 29.25 (13) | 32.55 (13) | 1:04.20 (14) | 1:09.14 (14) | 1:24.28 (14) | 1:33.25 (14) | 1:38.47 (14) | 1:48.39 (14) | 1:55.46 (14) | 1:57.43 (14) | 1:58.12 (14) |
| | | | | 5.20 (15) | 1.38 (11) | 45.23 (15) | | | | | | | | | 1.03 (15) | |
| | | | | 5.20 (15) | 6.58 (15) | 52.21 (15) | | | | | | | | | 1:30.51 | 1:31.54 |

